



| (1)(a) STATEMENT SHOWING SHAREHOLDING PATTERN IN CLAUSE-35 | | | |
|--|-------------------------------|--|---|
| NAME OF THE COMPANY:SSPDL LIMITED | | | |
| SCRIP CODE: | 530821 | Name of the Scrip: SSPDL | |
| Class of Security: | Equity Shares | | |
| QUARTER ENDED: | 30/06/2011 | | |
| Partly paid-up shares | No. of partly paid-up shares | As a % of total no. of partly paid-up shares | As a % of total no. of shares of the Company. |
| Held by promoter/promoter group | 0 | 0 | 0 |
| Held by Public | 0 | 0 | 0 |
| Total: | 0 | 0 | 0 |
| Outstanding convertible securities: | No. of outstanding securities | As a % of total no. of outstanding convertible securities. | As a % of total no. of shares of the Company assuming full conversion of the convertible securities |
| Held by promoter/promoter group | 0 | 0 | 0 |
| Held by Public | 0 | 0 | 0 |
| Total: | 0 | 0 | 0 |
| Warrants: | No. of warrants | As a % of total no. of warrants | As a % of total no. of shares of the Company, assuming full conversion of warrants |
| Held by promoter/promoter group | 0 | 0 | 0 |
| Held by Public | 0 | 0 | 0 |
| Total: | 0 | 0 | 0 |
| Total paid-up capital of the Company, assuming full conversion of warrants and convertible securities | 0 | 0 | 0.00 |



| Category code | Category of Shareholder | Number of Shareholders | Total number of shares | Number of shares held in dematerialized form | Total shareholding as a percentage of total number of shares | | Shares Pledged or otherwise encumbered | |
|---------------|---|------------------------|------------------------|--|--|----------------------------|--|----------------------|
| | | | | | As a percentage of(A+B) ¹ | As a percentage of (A+B+C) | Number of shares | (IX)=(VII)/(IV) *100 |
| (A) | Shareholding of Promoter and Promoter Group² | | | | | | | |
| 1 | Indian | | | | | | | |
| (a) | Individuals/ Hindu Undivided Family | 13 | 5798789 | 5798789 | 44.85 | 44.85 | 2735850 | 47.18 |
| (b) | Central Government/ State Government(s) | 0 | 0 | 0 | 0.00 | 0.00 | 0 | 0.00 |
| (c) | Bodies Corporate | 3 | 1195252 | 1195252 | 9.24 | 9.24 | 0 | 0.00 |
| (d) | Financial Institutions/ Banks | 0 | 0 | 0 | 0.00 | 0.00 | 0 | 0.00 |
| (e) | Any Others(Specify) | 0 | 0 | 0 | 0.00 | 0.00 | 0 | 0.00 |
| | Sub Total(A)(1) | 16 | 6994041 | 6994041 | 54.09 | 54.09 | 2735850 | 39.12 |
| 2 | Foreign | | | | | | | |
| a | Individuals (Non-Residents Individuals/ Foreign Individuals) | 0 | 0 | 0 | 0.00 | 0.00 | 0 | 0.00 |
| b | Bodies Corporate | 0 | 0 | 0 | 0.00 | 0.00 | 0 | 0.00 |
| c | Institutions | 0 | 0 | 0 | 0.00 | 0.00 | 0 | 0.00 |
| d | Any Others(Specify) | 0 | 0 | 0 | 0.00 | 0.00 | 0 | 0.00 |
| | Sub Total(A)(2) | 0 | 0 | 0 | 0.00 | 0.00 | 0 | 0.00 |
| | Total Shareholding of Promoter and Promoter Group (A)= (A)(1)+(A)(2) | 16 | 6994041 | 6994041 | 54.09 | 54.09 | 2735850 | 39.12 |
| (B) | Public shareholding | | | | | | | |
| 1 | Institutions | | | | | | | |
| (a) | Mutual Funds/ UTI | 0 | 0 | 0 | 0.00 | 0.00 | 0 | 0.00 |
| (b) | Financial Institutions / Banks | 0 | 0 | 0 | 0.00 | 0.00 | 0 | 0.00 |
| (c) | Central Government/ State Government(s) | 0 | 0 | 0 | 0.00 | 0.00 | 0 | 0.00 |
| (d) | Venture Capital Funds | 0 | 0 | 0 | 0.00 | 0.00 | 0 | 0.00 |
| (e) | Insurance Companies | 0 | 0 | 0 | 0.00 | 0.00 | 0 | 0.00 |
| (f) | Foreign Institutional Investors | 0 | 0 | 0 | 0.00 | 0.00 | 0 | 0.00 |
| (g) | Foreign Venture Capital Investors | 0 | 0 | 0 | 0.00 | 0.00 | 0 | 0.00 |
| (h) | Any Other (specify) | 0 | 0 | 0 | 0.00 | 0.00 | 0 | 0.00 |
| | Sub-Total (B)(1) | 0 | 0 | 0 | 0.00 | 0.00 | 0 | 0.00 |
| 2 | Non-institutions | | | | | | | |
| (a) | Bodies Corporate | 144 | 1057588 | 1046388 | 8.18 | 8.18 | 0 | 0.00 |
| (b) | Individuals | | | | | | | |
| I | Individuals -i. Individual shareholders holding nominal share capital up to Rs 1 lakh | 3865 | 2036711 | 1976941 | 15.75 | 15.75 | 0 | 0.00 |
| II | ii. Individual shareholders holding nominal share capital in excess of Rs. 1 lakh. | 57 | 1746977 | 1716977 | 13.51 | 13.51 | 0 | 0.00 |
| (c) | Any Other (specify) | 0 | 0 | 0 | 0.00 | 0.00 | 0 | 0.00 |
| (c-i) | Clearing Members | 5 | 3520 | 3520 | 0.03 | 0.03 | 0 | 0.00 |
| (c-ii) | HUF | 120 | 177336 | 177336 | 1.37 | 1.37 | 0 | 0.00 |
| (c-iii) | Non-Resident Indians | 37 | 913077 | 793077 | 7.06 | 7.06 | 0 | 0.00 |
| (c-iv) | Trust | 0 | 0 | 0 | 0.00 | 0.00 | 0 | 0.00 |
| | Sub-Total (B)(2) | 4228 | 5935209 | 5714239 | 45.91 | 45.91 | 0 | 0.00 |
| (B) | Total Public Shareholding (B)= (B)(1)+(B)(2) | 4228 | 5935209 | 5714239 | 45.91 | 45.91 | 0 | 0.00 |
| | TOTAL (A)+(B) | 4244 | 12929250 | 12708280 | 100.00 | 100.00 | 2735850 | 21.16 |
| (C) | Shares held by Custodians and against which Depository Receipts have been issued | | | | | | | |
| (1) | Promoter and Promoter Group | 0 | 0 | 0 | 0.00 | 0.00 | 0 | 0.00 |
| (2) | Public | 0 | 0 | 0 | 0.00 | 0.00 | 0 | 0.00 |
| | GRAND TOTAL (A)+(B)+(C) | 4244 | 12929250 | 12708280 | 100.00 | 100.00 | 2735850 | 21.16 |



| Sr.No | Notes |
|-------|---|
| 1 | Total Non-Resident shareholding in the Company is 7.06% |
| 2 | |
| 3 | |
| 4 | |
| 5 | |
| 6 | |
| 7 | |
| 8 | |
| 9 | |



Sheela



(1)(b) Statement showing Shareholding of persons belonging to the category "Promoter and Promoter Group"

| Sr. No. | Name of the shareholder | Total shares held | | Shares pledged or otherwise encumbered | | |
|-------------|---------------------------------------|-------------------|---------------------------------------|--|-----------------|---|
| | | Number of shares | As a % of grand total (A) +(B) +(C) | Number | As a percentage | As a % of grand total (A)+(B)+(C) of sub-clause (I)(a) |
| 1 | PRAKASH CHALLA | 2359390 | 18.25 | 1939390 | 82.20 | 15.00 |
| 2 | EDALA BHASKAR RAO | 2127500 | 16.45 | 150000 | 7.05 | 1.16 |
| 3 | SRKRISHNA DEVARAYA HATCHERIES PVT | 1170152 | 9.05 | 0 | 0.00 | 0.00 |
| 4 | CHALLA SURESH | 887600 | 6.87 | 646460 | 72.83 | 5.00 |
| 5 | EADALA PADMAJA | 150000 | 1.16 | 0 | 0.00 | 0.00 |
| 6 | CHALLA SRIDEVI | 102500 | 0.79 | 0 | 0.00 | 0.00 |
| 7 | VALLABHANENI GOPAL KRISHNA | 110854 | 0.86 | 0 | 0.00 | 0.00 |
| 8 | VELLANKI V RAO | 30000 | 0.23 | 0 | 0.00 | 0.00 |
| 9 | CHITTURI MANGAYAMMA | 15000 | 0.12 | 0 | 0.00 | 0.00 |
| 10 | JAGAPATI INVESTMENTS PRIVATE LIMITED | 13500 | 0.10 | 0 | 0.00 | 0.00 |
| 11 | INTELLIGENT SOFTWARE SOLUTIONS (P) LI | 11600 | 0.09 | 0 | 0.00 | 0.00 |
| 12 | CHITTURI SURESH RAYUDU | 10500 | 0.08 | 0 | 0.00 | 0.00 |
| 13 | CHALLA CHINNAMMA | 3200 | 0.02 | 0 | 0.00 | 0.00 |
| 14 | CHALLA RAJENDRA PRASAD | 100 | 0.00 | 0 | 0.00 | 0.00 |
| 15 | SRINIVASA RAO EADALA | 1045 | 0.01 | 0 | 0.00 | 0.00 |
| 16 | V GOPAL KRISHNA | 1100 | 0.01 | 0 | 0.00 | 0.00 |
| OTAL | | 6994041 | 54.09 | 2735850 | | 21.16 |




(D)(c) Statement showing Shareholding of persons belonging to the category "Public" and holding more than 1% of the total number of shares

| Sr. No. | Name of the shareholder | Number of shares | Shares as a percentage of total number of shares {i.e., Grand Total (A)+(B)+(C) indicated in Statement at para (D)(a) above} |
|--------------|------------------------------------|------------------|--|
| 1 | GAUTAM PRAKASH | 354000 | 2.74 |
| 2 | KARVY STOCK BROKING LIMITED | 240886 | 1.86 |
| 3 | CHERUKURI RAMAKRISHNA | 213973 | 1.65 |
| 4 | ARIHANT CAPITAL MKT. LTD | 187904 | 1.45 |
| 5 | ZEN SECURITIES LTD-BSE CLIENTS A/C | 167989 | 1.30 |
| 6 | AMIT BHARTIA | 163767 | 1.27 |
| 7 | ASHISH N MEHTA | 159464 | 1.23 |
| TOTAL | | 1487983 | 11.51 |

(D)(d) Statement showing details of locked-in shares

| Sr. No. | Name of the shareholder | Number of locked-in shares | Locked-in shares as a percentage of total number of shares {i.e., Grand Total (A)+(B)+(C) indicated in Statement at para (D)(a) above} |
|--------------|-------------------------|----------------------------|--|
| 1 | NIL | 0 | 0.00 |
| 2 | | | |
| 3 | | | |
| 4 | | | |
| 5 | | | |
| 6 | | | |
| 7 | | | |
| 8 | | | |
| 9 | | | |
| TOTAL | | 0 | 0.00 |



(II)(a) Statement showing details of Depository Receipts (DRs)

| Sr. No. | Type of outstanding DR (ADRs, GDRs, SDRs, etc.) | Number of outstanding DRs | Number of shares underlying outstanding DRs | Shares underlying outstanding DRs as a percentage of total number of shares {i.e., Grand Total (A)+(B)+(C) indicated in Statement at para (I)(a) above} |
|---------|--|------------------------------|--|--|
| 1 | NIL | 0 | 0 | 0.00 |
| 2 | | | | |
| 3 | | | | |
| 4 | | | | |
| 5 | | | | |
| 6 | | | | |
| 7 | | | | |
| 8 | | | | |
| 9 | | | | |
| | | | | |
| | | 0 | 0 | 0.00 |



Handwritten signature and a circular stamp of SSGPDL LIMITED HYDERABAD.

(II)(b) Statement showing Holding of Depository Receipts (DRs), where underlying shares held by "Promoter/Promoter group" are in excess of 1% of the total number of shares

| Sr. No. | Name of the DR Holder type of outstanding Dr(ADRs, GDRs, SDRs, etc.) | Number of shares underlying outstanding DRs | Shares underlying outstanding DRs as a percentage of total number of shares (i.e., Grand Total (A)+(B)+(C) indicated in Statement at para (I)(a) above) |
|---------|--|---|---|
| 1 | NIL | 0 | 0.00 |
| 2 | | | |
| 3 | | | |
| 4 | | | |
| 5 | | | |
| 6 | | | |
| 7 | | | |
| 8 | | | |
| 9 | | | |
| TOTAL | | 0 | 0.00 |

