


(1)(a) STATEMENT SHOWING SHAREHOLDING PATTERN IN CLAUSE-35

NAME OF THE COMPANY:SSPDL LIMITED			
SCRIP CODE:	630821	Name of the Scrip: SSPDL	
Class of Security:	Equity Shares		
QUARTER ENDED:	30/09/2011		
Partly paid-up shares	No. of partly paid-up shares	As a % of total no. of partly paid-up shares	As a % of total no. of shares of the Company.
Held by promoter/promoter group	0	0	0
Held by Public	0	0	0
Total:	0	0	0
Outstanding convertible securities:	No. of outstanding securities	As a % of total no. of outstanding convertible securities.	As a % of total no. of shares of the Company assuming full conversion of the convertible securities
Held by promoter/promoter group	0	0	0
Held by Public	0	0	0
Total:	0	0	0
Warrants:	No. of warrants	As a % of total no. of warrants	As a % of total no. of shares of the Company, assuming full conversion of warrants
Held by promoter/promoter group	0	0	0
Held by Public	0	0	0
Total:	0	0	0
Total paid-up capital of the Company, assuming full conversion of warrants and convertible securities	0	0	0.00



Category code	Category of Shareholder	Number of Shareholders	Total number of shares	Number of shares held in dematerialized form	Total shareholding as a percentage of total number of shares		Shares Pledged or otherwise encumbered	
					As a percentage of (A+B) ¹	As a percentage of (A+B+C)	Number of shares	As a percentage (IX)-(VIII)/(IV) *100
(A)	Shareholding of Promoter and Promoter Group ²							
1	Indian							
(a)	Individuals/ Hindu Undivided Family	13	5798789	5798789	44.85	44.85	150000	2.59
(b)	Central Government/ State Government(s)	0	0	0	0.00	0.00	0	0.00
(c)	Bodies Corporate	3	1195252	1195252	9.24	9.24	0	0.00
(d)	Financial Institutions/ Banks	0	0	0	0.00	0.00	0	0.00
(e)	Any Others (Specify)	0	0	0	0.00	0.00	0	0.00
	Sub Total(A)(1)	16	6994041	6994041	54.09	54.09	150000	2.14
2	Foreign							
a	Individuals (Non-Residents Individuals/ Foreign Individuals)	0	0	0	0.00	0.00	0	0.00
b	Bodies Corporate	0	0	0	0.00	0.00	0	0.00
c	Institutions	0	0	0	0.00	0.00	0	0.00
d	Any Others (Specify)	0	0	0	0.00	0.00	0	0.00
	Sub Total(A)(2)	0	0	0	0.00	0.00	0	0.00
	Total Shareholding of Promoter and Promoter Group (A)= (A)(1)+(A)(2)	16	6994041	6994041	54.09	54.09	150000	2.14
(B)	Public shareholding							
1	Institutions							
(a)	Mutual Funds/ UTI	0	0	0	0.00	0.00	0	0.00
(b)	Financial Institutions / Banks	0	0	0	0.00	0.00	0	0.00
(c)	Central Government/ State Government(s)	0	0	0	0.00	0.00	0	0.00
(d)	Venture Capital Funds	0	0	0	0.00	0.00	0	0.00
(e)	Insurance Companies	0	0	0	0.00	0.00	0	0.00
(f)	Foreign Institutional Investors	0	0	0	0.00	0.00	0	0.00
(g)	Foreign Venture Capital Investors	0	0	0	0.00	0.00	0	0.00
(h)	Any Other (specify)	0	0	0	0.00	0.00	0	0.00
	Sub-Total (B)(1)	0	0	0	0.00	0.00	0	0.00
2	Non-institutions							
(a)	Bodies Corporate	143	801661	790461	6.20	6.20	0	0.00
(b)	Individuals							
I	Individuals -i. Individual shareholders holding nominal share capital up to Rs 1 lakh	3894	2062259	2002489	15.95	15.95	0	0.00
II	ii. Individual shareholders holding nominal share capital in excess of Rs. 1 lakh.	63	1928838	1898838	14.92	14.92	0	0.00
(c)	Any Other (specify)							
(c-i)	Clearing Members	5	996	996	0.01	0.01	0	0.00
(c-ii)	HUF	121	186105	186105	1.44	1.44	0	0.00
(c-iii)	Non-Resident Indians	37	955350	835350	7.39	7.39	0	0.00
(c-iv)	Trust	0	0	0	0.00	0.00	0	0.00
	Sub-Total (B)(2)	4263	5935209	5714239	45.91	45.91	0	0.00
(B)	Total Public Shareholding (B)= (B)(1)+(B)(2)	4263	5935209	5714239	45.91	45.91	0	0.00
	TOTAL (A)+(B)	4279	12929250	12708280	100.00	100.00	150000	1.16
(C)	Shares held by Custodians and against which Depository Receipts have been issued							
(1)	Promoter and Promoter Group	0	0	0	0.00	0.00	0	0.00
(2)	Public	0	0	0	0.00	0.00	0	0.00
	GRAND TOTAL (A)+(B)+(C)	4279	12929250	12708280	100.00	100.00	150000	1.16




Sr.No	Notes
1	Total Non-Resident shareholding in the Company is 7.39%
2	
3	
4	
5	
6	
7	
8	
9	



Handwritten signature


(D)(b) Statement showing Shareholding of persons belonging to the category "Promoter and Promoter Group"

Sr. No.	Name of the shareholder	Total shares held		Shares pledged or otherwise encumbered		
		Number of shares	As a % of grand total (A) +(B) +(C)	Number	As a percentage	As a % of grand total (A)+(B)+(C) of sub-clause (D)(a)
1	PRAKASH CHALLA	2359390	18.25	0	0.00	0.00
2	EDALA BHASKAR RAO	2127500	16.45	150000	7.05	1.16
3	SRIKRISHNA DEVARAYA HATCHERIES PVT LTD	1170152	9.05	0	0.00	0.00
4	CHALLA SURESH	887600	6.87	0	0.00	0.00
5	EADALA PADMAJA	150000	1.16	0	0.00	0.00
6	CHALLA SRIDEVI	102500	0.79	0	0.00	0.00
7	VALLABHANENI GOPAL KRISHNA	110854	0.86	0	0.00	0.00
8	VELLANKI V RAO	30000	0.23	0	0.00	0.00
9	CHITTURI MANGAYAMMA	15000	0.12	0	0.00	0.00
10	JAGAPATI INVESTMENTS PRIVATE LIMITED	13500	0.10	0	0.00	0.00
11	INTELLIGENT SOFTWARE SOLUTIONS (P) LTD	11600	0.09	0	0.00	0.00
12	CHITTURI SURESH RAYUDU	10500	0.08	0	0.00	0.00
13	CHALLA CHINNAMMA	3200	0.02	0	0.00	0.00
14	CHALLA RAJENDRA PRASAD	100	0.00	0	0.00	0.00
15	SRINIVASA RAO EADALA	1045	0.01	0	0.00	0.00
16	V GOPAL KRISHNA	1100	0.01	0	0.00	0.00
TOTAL		6994041	54.09	150000	0.00	1.16



(D)(c) Statement showing Shareholding of persons belonging to the category "Public" and holding more than 1% of the total number of shares

Sl. No.	Name of the shareholder	Number of shares	Shares as a percentage of total number of shares {i.e., Grand Total (A)+(B)+(C) indicated in Statement at para (D)(a) above}
1	GAUTAM PRAKASH	354000	2.74
2	CHERUKURI RAMAKRISHNA	213973	1.65
3	G V S RAJU	209265	1.62
4	ARIHANT CAPITAL MKT. LTD	189167	1.46
5	AMIT BHARTIA	163767	1.27
6	ASHISH N MEHTA	159464	1.23
7	ZEN SECURITIES LTD-BSE CLIENTS A/C	134074	1.04
TOTAL		1423710	11.01



(D)(d) Statement showing details of locked-in shares

Sr. No.	Name of the shareholder	Number of locked-in shares	Locked-in shares as a percentage of total number of shares {i.e., Grand Total (A)+(B)+(C) indicated in Statement at para (D)(a) above}
1	NIL	0	0.00
2			
3			
4			
5			
6			
7			
8			
9			
10			
11			
TOTAL		0	0.00



Be

(II)(a) Statement showing details of Depository Receipts (DRs)

Sr. No.	Type of outstanding DR (ADRs, GDRs, SDRs, etc.)	Number of outstanding DRs	Number of shares underlying outstanding DRs	Shares underlying outstanding DRs as a percentage of total number of shares {i.e., Grand Total (A)+(B)+(C) indicated in Statement at para (I)(a) above}
1	NIL	0	0	0.00
2				
3				
4				
5				
6				
7				
8				
9				
10				
11				
		0	0	0.00



Signature

(II)(b) Statement showing Holding of Depository Receipts (DRs), where underlying shares held by "Promoter/
Promoter group" are in excess of 1% of the total number of shares

Sr. No.	Name of the DR Holder type of outstanding Dr(ADRs, GDRs, SDRs, etc.)	Number of shares underlying outstanding DRs	Shares underlying outstanding DRs as a percentage of total number of shares {i.e., Grand Total (A)+(B)+(C) indicated in Statement at para (I)(a) above}
1			
2	NIL	0	0.00
3			
4			
5			
6			
7			
8			
9			
10			
11			
TOTAL		0	0.00



8