



Introductory sub-table (I)(a) Statement of Shareholding Pattern In Clause -36

Name of the Company: SSPDL LIMITED			
Scrip Code: 530821, Name of the scrip SSPDL, Class of security: Equity Shares			
Quarter ended: 30/09/2012			
Partly paid-up shares:-	No. of partly paid-up shares	As a % of total no. of partly paid-up shares	As a % of total no. of shares of the company
Held by promoter/promoter group	0	0	0
Held by public	0	0	0
Total - D	0	0	0
Outstanding convertible securities:	No. of outstanding securities	As a % of total no. of outstanding convertible securities	As a % of total no. of shares of the company, assuming full conversion of the convertible securities
Held by promoter/promoter group	0	0	0
Total - E	0	0	0
Warrants:-	No. of warrants	As a % of total no. of warrants	As a % of total no. of shares of the company, assuming full conversion of warrants
Held by promoter/promoter group	0	0	0
Held by public	0	0	0
Total - F	0	0	0
Total paid-up capital of the company, assuming full conversion of warrants and convertible securities	12929250	0	100

Sheela


Category code	Category of Shareholder	Number of Shareholders	Table (I)(a)		Total shareholding as a percentage of total number of shares		Shares Pledged or otherwise encumbered	
			Total number of shares	Number of shares held in dematerialized form	As a percentage of (A+B) ¹	As a percentage of (A+B+C)	Number of shares	As a percentage
(I)	(II)	(III)	(IV)	(V)	(VI)	(VII)	(VIII)	(IX)
(A)	Shareholding of Promoter and Promoter Group ²							
1	Indian							
(a)	Individuals/ Hindu Undivided Family	13	5798789	5798789	44.85	44.85	150000	2.59
(b)	Central Government/ State Government(s)	0	0	0	0.00	0.00	0	0.00
(c)	Bodies Corporate	3	1195252	1195252	9.24	9.24	0	0.00
(d)	Financial Institutions/ Banks	0	0	0	0.00	0.00	0	0.00
(e)	Any Others (Specify)	0	0	0	0.00	0.00	0	0.00
(e-i)					0.00	0.00	0	0.00
(e-ii)					0.00	0.00	0	0.00
	Sub Total(A)(1)	16	6994041	6994041	54.09	54.09	150000	2.14
2	Foreign							
a	Individuals (Non-Residents Individuals/ Foreign Individuals)	0	0	0	0.00	0.00	0	0.00
b	Bodies Corporate	0	0	0	0.00	0.00	0	0.00
c	Institutions	0	0	0	0.00	0.00	0	0.00
d	Any Others (Specify)	0	0	0	0.00	0.00	0	0.00
d-i		0	0	0	0.00	0.00	0	0.00
d-ii		0	0	0	0.00	0.00	0	0.00
	Sub Total(A)(2)	0	0	0	0.00	0.00	0	0.00
	Total Shareholding of Promoter and Promoter Group (A)= (A)(1)+(A)(2)	16	6994041	6994041	54.09	54.09	150000	2.14
(B)	Public shareholding							
1	Institutions							
(a)	Mutual Funds/ UTI	0	0	0	0.00	0.00	0	0.00
(b)	Financial Institutions / Banks	0	0	0	0.00	0.00	0	0.00
(c)	Central Government/ State Government(s)	0	0	0	0.00	0.00	0	0.00
(d)	Venture Capital Funds	0	0	0	0.00	0.00	0	0.00
(e)	Insurance Companies	0	0	0	0.00	0.00	0	0.00
(f)	Foreign Institutional Investors	0	0	0	0.00	0.00	0	0.00
(g)	Foreign Venture Capital Investors	0	0	0	0.00	0.00	0	0.00
(h)	Any Other (specify)	0	0	0	0.00	0.00	0	0.00
(h-i)					0.00	0.00	0	0.00
(h-ii)					0.00	0.00	0	0.00
	Sub-Total (B)(1)	0	0	0	0.00	0.00	0	0.00
B 2	Non-institutions							
(a)	Bodies Corporate	113	686873	675673	5.31	5.31	0	0.00
(b)	Individuals						0	0.00
I	Individuals -i. Individual shareholders holding nominal share capital up to Rs 1 lakh	3738	2033927	1976157	15.73	15.73	0	0.00
II	ii. Individual shareholders holding nominal share capital in excess of Rs. 1 lakh.	64	2013094	1983094	15.57	15.57	0	0.00
(c)	Qualified Foreign Investor	0	0	0	0.00	0.00	0	0.00
(c-i)	Any Other (specify)							
(c-ii)	Clearing Members	10	21459	21459	0.17	0.17	0	0.00
(c-iii)	HUF	113	183535	183535	1.42	1.42	0	0.00
(c-iv)	Non-Resident Indians	38	996321	876321	7.71	7.71	0	0.00
	Sub-Total (B)(2)	4076	5935209	5716239	45.91	45.91	0	0.00
(B)	Total Public Shareholding (B)= (B)(1)+(B)(2)	4076	5935209	5716239	45.91	45.91	0	0.00
	TOTAL (A)+(B)	4092	12929250	12710280	100.00	100.00	150000	1.16
(C)	Shares held by Custodians and against which Depository Receipts have been issued							
1	Promoter and Promoter Group	0	0	0	0	0.00	0	0.00
2	Public	0	0	0	0	0.00	0	0.00
	Sub-Total (C)	0	0	0	0	0.00	0	0.00
	GRAND TOTAL (A)+(B)+(C)	4092	12929250	12710280	100.00	100.00	150000	1.16

Sheela



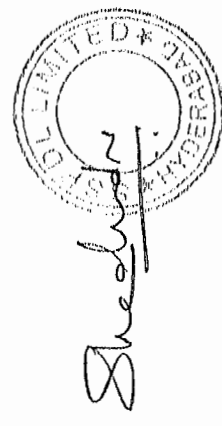
Sr.No	Notes
1	Total Non-Resident shareholding in the Company is 7.71%
2	
3	
4	
5	
6	
7	
8	
9	



(f)(b) Statement showing holding of securities (including shares, warrants, convertible securities) of persons belonging to the category "Promoter and Promoter Group"



Sr.No	Name of the shareholder	Details of Shares held		Encumbered shares (*)		Details of warrants		Details of convertible securities		Total shares (including underlying shares assuming full conversion of warrants and convertible securities) as a % of diluted share capital
		Number of shares held	As a % of grand total (A)+(B)+(C)	No.	As a percentage total (A)+(B)+(C) of sub-clause (b)(a)	Number of warrants held	As a % total number of warrants of the same class	Number of convertible securities held	As a % total number of convertible securities of the same class	
(i)	(ii)	(iii)	(iv)	(v)	(vi) = (v)/(iii) * 100	(vii)	(viii)	(ix)	(x)	(xi)
1	PRAKASH CHALLA	2359390	18.25	0	0.00	0.00	0	0.00	0	0.00
2	EDALA BHASKAR RAO	2127560	16.45	150000	7.05	1.16	0	0.00	0	0.00
3	SRKRISHNA DEVARAYA HATCHERIES PVT LTD	1170152	9.05	0	0.00	0.00	0	0.00	0	0.00
4	CHALLA SURESH	887600	6.87	0	0.00	0.00	0	0.00	0	0.00
5	EADALA PADMAJA	150000	1.16	0	0.00	0.00	0	0.00	0	0.00
6	CHALLA SRIDEVI	102500	0.79	0	0.00	0.00	0	0.00	0	0.00
7	VALLABHANENI GOPAL KRISHNA	110854	0.86	0	0.00	0.00	0	0.00	0	0.00
8	VELLANKI V RAO	30000	0.23	0	0.00	0.00	0	0.00	0	0.00
9	CHITTURI MANGAYAMMA	15000	0.12	0	0.00	0.00	0	0.00	0	0.00
10	JAGAPATI INVESTMENTS PRIVATE LIMITED	13500	0.10	0	0.00	0.00	0	0.00	0	0.00
11	INTELLIGENT SOFTWARE SOLUTIONS (P) LTD	11600	0.09	0	0.00	0.00	0	0.00	0	0.00
12	CHITTURI SURESH RAYUDU	10500	0.08	0	0.00	0.00	0	0.00	0	0.00
13	CHALLA CHINNAMMA	5200	0.02	0	0.00	0.00	0	0.00	0	0.00
14	CHALLA RAJENDRA PRASAD	100	0.00	0	0.00	0.00	0	0.00	0	0.00
15	SREINVASA RAO EADALA	1045	0.01	0	0.00	0.00	0	0.00	0	0.00
16	V GOPAL KRISHNA	1100	0.01	0	0.00	0.00	0	0.00	0	0.00
	TOTAL	6994041	54.09	150000	2.14	1.16	0	0.00	0	0.00

(*) The term "encumbrance" has the same meaning as assigned to it in regulation 28(3) of the SAFT Regulations, 2011





(1)(c)(i) Statement showing holding of securities (including shares, warrants, convertible securities) of persons belonging to the category "Public" and holding more than 1% of the total number of shares

Sr. No.	Name of the shareholder	Number of shares held	Shares as a percentage of total number of shares {i.e., Grand Total (A)+(B)+(C) indicated in Statement at para (1)(a) above}	Details of warrants		Details of convertible securities		Total shares (including underlying shares assuming full conversion of warrants and convertible securities) as a % of diluted share capital
				Number of warrants held	As a % total number of warrants of the same class	Number of convertible securities held	% w.r.t total number of convertible securities of the same class	
1	GAUTAM PRAKASH	354000	2.74	0	0.00	0	0.00	0.00
2	CHERUKURI RAMAKRISHNA	213973	1.65	0	0.00	0	0.00	0.00
3	G V S RAJU	209295	1.62	0	0.00	0	0.00	0.00
4	AMIT BHARTIA	163767	1.27	0	0.00	0	0.00	0.00
5	ASHISH N MEHTA	157914	1.22	0	0.00	0	0.00	0.00
6	ARIHANT CAPITAL MKT. LTD	133357	1.03	0	0.00	0	0.00	0.00
TOTAL		1232306	9.53	0	0.00	0	0.00	0.00


(D)(c)(ii) Statement showing holding of securities (including shares, warrants, convertible securities) of persons (together with PAC) belonging to the category "Public" and holding more than 5% of the total number of shares of the company

Sr. No.	Name(s) of the shareholder(s) and the Persons Acting in Concert (PAC) with them	Number of shares	Shares as a percentage of total number of shares {i.e., Grand Total (A)+(B)+(C) indicated in Statement at para (D)(a) above}	Details of warrants		Details of convertible securities		Total shares (including underlying shares assuming full conversion of warrants and convertible securities) as a % of diluted share capital
				Number of warrants	As a % total number of warrants of the same class	Number of convertible securities held	% w.r.t total number of convertible securities of the same class	
1	NIL		NIL		NIL		NIL	
2			0.00		0.00		0.00	
TOTAL		0	0.00	0	0.00	0	0.00	0

(II)(a) Statement showing details of Depository Receipts (DRs)

Sr. No.	Type of outstanding DR (ADRs, GDRs, SDRs, etc.)	Number of outstanding DRs	Number of shares underlying outstanding DRs	Shares underlying outstanding DRs as a percentage of total number of shares {i.e., Grand Total (A)+(B)+(C) indicated in Statement at para (I)(a) above}
1	NIL	NIL	NIL	NIL
2				0.00
TOTAL		0	0	0.00



(II)(b) Statement showing holding of Depository Receipts (DRs), where underlying shares held by "promoter/promoter group" are in excess of 1% of the total number of shares

Sr. No.	Name of the DR Holder	Type of outstanding DR (ADRs, GDRs, SDRs, etc.)	Number of shares underlying outstanding DRs	Shares underlying outstanding DRs as a percentage of total number of shares {i.e., Grand Total (A)+(B)+(C) indicated in Statement at para (D)(a) above}
1	NIL	NIL	NIL	0.00
2				0.00
TOTAL				0.00



