

SSPDL LIMITED

Regd. Office : 8-2-595/3/6, Eden Gardens, Road No. 10, Banjara Hills, Hyderabad, Telangana - 500 034.

STATEMENT OF STANDALONE UNAUDITED FINANCIAL RESULTS FOR THE QUARTER AND NINE MONTHS ENDED DECEMBER 31, 2014



CIN : L70100TG1994PLC018540 Email : investors@sspd.com Website : www.sspdl.com

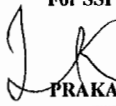
Phone : 040-6663 7560 Fax : 040-6663 7969.

(₹ in Lakhs)

PART I		For the Quarter Ended			For the Nine Months Ended		Previous Year Ended
		31/12/2014	30/09/2014	31/12/2013	31/12/2014	31/12/2013	31/03/2014
Sl.No.	Particulars	Unaudited	Unaudited	Unaudited	Unaudited	Unaudited	Audited
1	Income from Operations						
	a) Net sales / income from operations	106.11	109.22	69.42	277.94	438.34	588.96
	b) Other operating income	-	-	15.50	-	15.50	171.96
	Total Income from operations (net)	106.11	109.22	84.92	277.94	453.84	760.92
2	Expenses						
	a) Cost of materials consumed / works cost	210.12	151.65	263.13	923.35	2,238.08	2,654.48
	b) Purchase of stock-in-trade	-	-	-	-	-	-
	c) Changes in inventories of finished goods, work-in-progress and Stock in trade	(108.97)	(89.95)	79.68	(644.83)	(1,356.05)	(1,536.95)
	d) Employees benefits expense	73.91	48.25	62.40	171.35	166.44	221.92
	e) Depreciation and amortisation expense	5.13	5.16	3.51	17.30	10.49	14.05
	f) Other expense	22.84	38.37	23.98	98.47	91.87	131.32
	Total Expenses	203.03	153.48	432.70	565.64	1,150.83	1,484.82
3	Profit/(loss) from operation before other income, finance costs, and exceptional items (1-2)	(96.92)	(44.26)	(347.78)	(287.70)	(696.99)	(723.90)
4	Other income	3.55	4.14	9.61	13.51	51.10	280.49
5	Profit/(loss) from ordinary activities before finance costs and exceptional items (3±4)	(93.37)	(40.12)	(338.17)	(274.19)	(645.89)	(443.41)
6	Finance costs	45.72	68.62	112.57	187.60	281.79	347.73
7	Profit/(loss) from ordinary activities after finance costs but before exceptional items (5±6)	(139.09)	(108.74)	(450.74)	(461.79)	(927.68)	(791.14)
8	Exceptional items	-	-	-	-	-	-
9	Profit/(loss) from ordinary activities before tax (7±8)	(139.09)	(108.74)	(450.74)	(461.79)	(927.68)	(791.14)
10	Tax expense	-	-	-	-	-	4.93
11	Net profit/(loss) from ordinary activities after tax (9±10)	(139.09)	(108.74)	(450.74)	(461.79)	(927.68)	(796.07)
12	Extraordinary Items (Net of tax expenses)	-	-	-	-	-	-
13	Net Profit/(Loss) for the period (11±12)	(139.09)	(108.74)	(450.74)	(461.79)	(927.68)	(796.07)
14	Paid-up equity share capital (Face value per share ₹10)	1,292.93	1,292.93	1,292.93	1,292.93	1,292.93	1,292.93
15	Reserves excluding revaluation reserve as per Balance Sheet of previous accounting year	-	-	-	-	-	2,978.17
16.i	Earnings Per Share (before extraordinary items) (of ₹10 each) (not annualised)						
	(a) Basic	(1.08)	(0.84)	(3.49)	(3.57)	(7.18)	(6.16)
	(b) Diluted	(1.08)	(0.84)	(3.49)	(3.57)	(7.18)	(6.16)
16.ii	Earnings Per Share (after extraordinary items) (of ₹10 each) (not annualised)						
	(a) Basic	(1.08)	(0.84)	(3.49)	(3.57)	(7.18)	(6.16)
	(b) Diluted	(1.08)	(0.84)	(3.49)	(3.57)	(7.18)	(6.16)

PART II - SELECT INFORMATION		For the Quarter Ended			For the Nine Months Ended		Previous Year Ended
Sl.No.	Particulars	31/12/2014	30/09/2014	31/12/2013	31/12/2014	31/12/2013	31/03/2014
A	PARTICULARS OF SHAREHOLDING						
1	Public Shareholding						
	- Number of Shares	59,21,796	59,21,796	59,35,209	59,21,796	59,35,209	59,21,796
	- Percentage of Shareholding	45.80	45.80	45.91	45.80	45.91	45.80
2	Promoters and promoter group shareholding						
	a) Pledged/Encumbered						
	- Number of shares	1,50,000	1,50,000	1,50,000	1,50,000	1,50,000	1,50,000
	- Percentage of shares	2.14	2.14	2.14	2.14	2.14	2.14
	(as a% of the total shareholding of promoter and promoter group)						
	- Percentage of shares	1.16	1.16	1.16	1.16	1.16	1.16
	(as a % of the total share capital of the company)						
	b) Non Encumbered						
	- Number of shares	68,57,454	68,57,454	68,44,041	68,57,454	68,44,041	68,57,454
	- Percentage of shares	97.86	97.86	97.86	97.86	97.86	97.86
	(as a% of the total shareholding of promoter and promoter group)						
	- Percentage of shares	53.04	53.04	52.93	53.04	52.93	53.04
	(as a % of the total share capital of the company)						

	Particulars	Three Months Ended 31/12/2014
B	INVESTOR COMPLAINTS	
	Pending at the beginning of the quarter	Nil
	Received during the quarter	0
	Disposed of during the quarter	0
	Remaining unresolved at the end of the quarter	Nil
Notes:		
1	The above unaudited financial results were reviewed by the Audit Committee and approved and taken on record by the Board of Directors at their respective meetings held on February 06, 2015 and the statutory auditors of the Company have conducted a limited review of the above financial results for the quarter ended December 31, 2014.	
2	Since the Company has only one Segment i.e., Property Development, separate disclosure on segment reporting as per AS-17 issued by the ICAI is not required.	
3	The useful life of fixed assets has been revised in accordance with Schedule II of the Companies Act, 2013. Accordingly, depreciation of ₹ 20.01 Lakhs on account of assets whose useful life is already exhausted as on April 01, 2014 has been adjusted to opening reserves. On account of change in the useful life of fixed assets the depreciation expense for the period is higher by ₹ 9.69 Lakhs and for the quarter is higher by ₹ 1.64 lakhs.	
4	Figures for the prior period / year have been regrouped and / or reclassified wherever considered necessary.	
<p>Place: Hyderabad Date : February 06, 2015</p> <p style="text-align: right;"> For SSPDL LIMITED  PRAKASH CHALLA MANAGING DIRECTOR (DIN 02257638) </p> 