

SSPDL LIMITED

Regd. Office : 8-2-595/3/6, Eden Gardens, Road No. 10, Banjara Hills, Hyderabad, Telangana - 500 034.

STATEMENT OF CONSOLIDATED UNAUDITED FINANCIAL RESULTS FOR THE QUARTER & NINE MONTHS ENDED DECEMBER 31, 2016

CIN : L70100TG1994PLC018540 Email : investors@sspdl.com Website : www.sspdl.com

Phone : 040-6663 7560 Fax : 040-6663 7969.

(₹ in Lakhs)

PART I		For the Quarter Ended			For the Nine months Ended		Previous Year Ended
		31-12-2016	30-09-2016	31-12-2015	31-12-2016	31-12-2015	31-03-2016
Sl.No.	Particulars	Unaudited	Unaudited	Unaudited	Unaudited	Unaudited	Audited
1	Income from Operations						
	a) Net sales / income from operations	2,111.35	3,475.72	1,930.42	8,712.46	5,248.99	7,844.54
	b) Other operating income	75.60	9.65	177.59	85.25	212.72	231.57
	Total income from operations (net)	2,186.95	3,485.37	2,108.01	8,797.71	5,461.71	8,076.11
2	Expenses						
	a) Cost of materials consumed / works cost	1,793.73	1,516.83	1,826.14	5,259.42	4,690.25	7,108.71
	b) Purchase of stock-in-trade	-	-	-	-	-	-
	c) Changes in inventories of finished goods, work-in-progress and stock-in-trade	26.25	660.99	69.51	654.52	(350.58)	(419.51)
	d) Employees benefits expense	117.77	115.93	98.97	327.72	278.57	382.05
	e) Depreciation and amortisation expense	10.47	12.68	20.92	41.50	63.06	90.22
	f) Other expenses	78.77	66.77	59.22	211.49	183.38	239.48
	Total Expenses	2,026.99	2,373.20	2,074.76	6,494.65	4,864.68	7,400.95
3	Profit/(loss) from operations before other income, finance costs and exceptional items (1-2)	159.96	1,112.17	33.25	2,303.06	597.03	675.16
4	Other income	5.77	22.99	86.82	33.89	173.73	467.26
5	Profit/(loss) from ordinary activities before finance costs and exceptional items (3+4)	165.73	1,135.16	120.07	2,336.95	770.76	1,142.42
6	Finance costs	79.66	73.80	75.78	222.41	207.02	349.45
7	Profit/(loss) from ordinary activities after finance costs but before exceptional items (5±6)	86.07	1,061.36	44.29	2,114.54	563.74	792.97
8	Exceptional items	-	-	-	-	-	-
9	Profit/(loss) from ordinary activities before tax (7±8)	86.07	1,061.36	44.29	2,114.54	563.74	792.97
10	Tax expense						
	(a) Current Tax	25.64	226.73	21.06	500.19	147.15	253.98
	(b) Deferred Tax for the year	(8.02)	255.83	31.19	237.02	31.19	343.95
	(c) Deferred Tax for earlier years	-	-	-	-	-	(506.94)
	(d) MAT Credit Utilisation / (Entitlement)	21.20	21.49	(21.06)	71.53	(147.15)	(248.58)
	Total Tax Expense (a+b+c+d)	38.82	504.05	31.19	808.74	31.19	(157.59)
11	Net profit/(loss) from ordinary activities after tax (9±10)	47.25	557.31	13.10	1,305.80	532.55	950.56
12	Extraordinary items (Net of tax expenses)	-	-	-	-	-	-
13	Net profit/(loss) for the period (11±12)	47.25	557.31	13.10	1,305.80	532.55	950.56
14	Share of profit/(loss) of associates (net)	-	-	(11.25)	-	(11.25)	(11.25)
15	Minority interest	-	-	-	-	-	-
16	Net profit/(loss) after taxes, minority interest & share of profit/(loss) of associates (13+14+15)	47.25	557.31	1.85	1,305.80	521.30	939.31
17	Paid-up equity share capital (Face value per share ₹10/-)	1,292.93	1,292.93	1,292.93	1,292.93	1,292.93	1,292.93
18	Reserves excluding revaluation reserve as per Balance Sheet of previous accounting year	-	-	-	-	-	3,703.23
19.i	Earnings Per Share (before extraordinary items) (of ₹10/- each) (not annualised)						
	(a) Basic	0.37	4.31	0.01	10.10	4.03	7.26
	(b) Diluted	0.37	4.31	0.01	10.10	4.03	7.26
19.ii	Earnings Per Share (after extraordinary items) (of ₹10/- each) (not annualised)						
	(a) Basic	0.37	4.31	0.01	10.10	4.03	7.26
	(b) Diluted	0.37	4.31	0.01	10.10	4.03	7.26

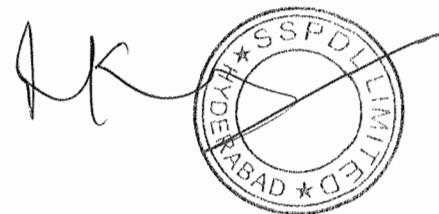
Notes :

1

The above financial results were reviewed by the Audit Committee and approved and taken on record by the Board of Directors at their respective meetings held on February 14, 2017.

2

The consolidated financial results of SSPDL Limited and its subsidiaries ('Group') are prepared in accordance with the Accounting Standard 21 - 'Consolidated Financial Statements'.



Particulars	For the Quarter Ended			For the Nine months Ended		Previous Year Ended
	31-12-2016	30-09-2016	31-12-2015	31-12-2016	31-12-2015	31-03-2016
	Unaudited	Unaudited	Unaudited	Unaudited	Unaudited	Audited
A) Segment Revenue						
a) Property development	2,186.95	3,485.37	2,108.01	8,712.46	5,378.03	7,972.79
b) Construction and project management services	-	-	-	85.25	83.68	103.32
Net sales/income from operations	2,186.95	3,485.37	2,108.01	8,797.71	5,461.71	8,076.11
B) Segment Results						
a) Property development	169.12	1,187.22	84.70	2,456.40	758.98	943.57
b) Construction and project management services	(9.16)	(75.05)	(51.45)	(153.34)	(161.95)	(268.41)
Total	159.96	1,112.17	33.25	2,303.06	597.03	675.16
Less: Finance cost	79.66	73.80	75.78	222.41	207.02	349.45
Add: Unallocable Income	5.77	22.99	86.82	33.89	173.73	467.26
Total profit/(loss) before tax and exceptional income	86.07	1,061.36	44.29	2,114.54	563.74	792.97
C) Segment Assets						
a) Property development	10,850.55	10,070.01	8,801.94	10,850.55	8,801.94	9,366.84
b) Construction and project management services	3,179.10	3,188.86	3,118.63	3,179.10	3,118.63	2,962.86
c) Unallocated (Assets-Liabilities)	2,023.16	2,146.33	2,773.95	2,023.16	2,773.95	2,420.66
D) Segment Liabilities						
a) Property development	7,713.78	7,102.34	7,976.08	7,713.78	7,976.08	7,350.07
b) Construction and project management services	552.12	552.77	762.36	552.12	762.36	782.12
c) Unallocated (Assets-Liabilities)	545.64	556.06	437.58	545.64	437.58	682.70

4 **Standalone Information :**

Particulars	For the Quarter Ended			For the Nine months Ended		Previous Year Ended
	31-12-2016	30-09-2016	31-12-2015	31-12-2016	31-12-2015	31-03-2016
	Net sales / income from operations	2,111.35	3,475.73	2,062.70	8,712.46	5,378.03
Profit before tax	112.06	1,153.94	105.27	2,320.92	735.46	1,164.78
Profit after tax	73.24	649.89	74.08	1,512.18	704.27	1,322.37

5 Figures for the prior period / year have been regrouped and / or reclassified wherever considered necessary.

6 Investors can view the standalone results of the Company on the Company's website www.sspdl.com or on the website of the Bombay Stock Exchange - www.bseindia.com.

For SSPDL LIMITED


PRAKASH CHALLA
 CHAIRMAN AND MANAGING DIRECTOR
 (DIN 02257638)



Place : Hyderabad
Date : February 14, 2017

SSPDL LIMITED

Regd. Office : 8-2-595/3/6, Eden Gardens, Road No. 10, Banjara Hills, Hyderabad, Telangana - 500 034.

STATEMENT OF STANDALONE UNAUDITED FINANCIAL RESULTS FOR THE QUARTER & NINE MONTHS ENDED DECEMBER 31, 2016

CIN : L70100TG1994PLC018540 Email : investors@sspdl.com Website : www.sspdl.com

Phone : 040-6663 7560 Fax : 040-6663 7969.


(₹ in Lakhs)


PART I		For the Quarter Ended			For the Nine months Ended		Previous Year Ended
		31-12-2016	30-09-2016	31-12-2015	31-12-2016	31-12-2015	31-03-2016
Sl.No.	Particulars	Unaudited	Unaudited	Unaudited	Unaudited	Unaudited	Audited
1	Income from Operations						
	a) Net sales / income from operations	2,111.35	3,475.73	1,930.42	8,712.46	5,245.75	7,840.51
	b) Other operating income	-	-	132.28	-	132.28	132.28
	Total Income from operations (net)	2,111.35	3,475.73	2,062.70	8,712.46	5,378.03	7,972.79
2	Expenses						
	a) Cost of materials consumed / works cost	1,784.71	1,496.63	1,790.84	5,215.16	4,617.51	6,982.77
	b) Purchase of stock-in-trade	-	-	-	-	-	-
	c) Changes in inventories of finished goods, work-in-progress and stock in trade	26.25	660.99	69.51	654.52	(350.58)	(419.51)
	d) Employees benefits expense	70.70	73.66	59.24	206.57	177.39	236.46
	e) Depreciation and amortisation expense	3.02	4.32	4.98	15.16	15.01	20.10
	f) Other expense	57.55	52.91	53.43	164.65	159.72	209.40
	Total Expenses	1,942.23	2,288.51	1,978.00	6,256.06	4,619.05	7,029.22
3	Profit/(loss) from operation before other income, finance costs, and exceptional items (1-2)	169.12	1,187.22	84.70	2,456.40	758.98	943.57
4	Other income	4.66	22.97	76.04	31.23	120.77	412.69
5	Profit/(loss) from ordinary activities before finance costs and exceptional items (3+4)	173.78	1,210.19	160.74	2,487.63	879.75	1,356.26
6	Finance costs	61.72	56.25	55.47	166.71	144.29	191.48
7	Profit/(loss) from ordinary activities after finance costs but before exceptional items (5±6)	112.06	1,153.94	105.27	2,320.92	735.46	1,164.78
8	Exceptional items	-	-	-	-	-	-
9	Profit/(loss) from ordinary activities before tax (7±8)	112.06	1,153.94	105.27	2,320.92	735.46	1,164.78
10	Tax expense:						
	(a) Current Tax	25.64	226.73	21.06	500.19	147.15	253.98
	(b) Deferred Tax for the year	(8.02)	255.83	31.19	237.02	31.19	343.95
	(c) Deferred Tax for earlier years	-	-	-	-	-	(506.94)
	(d) MAT Credit Utilisation / (Entitlement)	21.20	21.49	(21.06)	71.53	(147.15)	(248.58)
	Total Tax Expense (a+b+c+d)	38.82	504.05	31.19	808.74	31.19	(157.59)
11	Net profit/(loss) from ordinary activities after tax (9±10)	73.24	649.89	74.08	1,512.18	704.27	1,322.37
12	Extraordinary Items (Net of tax expenses)	-	-	-	-	-	-
13	Net Profit/(Loss) for the period (11±12)	73.24	649.89	74.08	1,512.18	704.27	1,322.37
14	Paid-up equity share capital (Face value per share ₹10/-)	1,292.93	1,292.93	1,292.93	1,292.93	1,292.93	1,292.93
15	Reserves excluding revaluation reserve as per Balance Sheet of previous accounting year	-	-	-	-	-	3,273.14
16.i	Earnings Per Share (before extraordinary items) (of ₹10/- each) (not annualised)						
	(a) Basic	0.57	5.03	0.57	11.70	5.45	10.23
	(b) Diluted	0.57	5.03	0.57	11.70	5.45	10.23
16.ii	Earnings Per Share (after extraordinary items) (of ₹10/- each) (not annualised)						
	(a) Basic	0.57	5.03	0.57	11.70	5.45	10.23
	(b) Diluted	0.57	5.03	0.57	11.70	5.45	10.23

Notes:

- The above financial results were reviewed by the Audit Committee and approved and taken on record by the Board of Directors at their respective meetings held on February 14, 2017.
- Since the Company has only one Segment i.e., Property Development, separate disclosure on segment reporting as per AS-17 issued by the ICAI is not required.
- Figures for the prior period / year have been regrouped and / or reclassified wherever considered necessary.

For SSPDL LIMITED


PRAKASH CHALLA
 CHAIRMAN AND MANAGING DIRECTOR
 (DIN 02257638)



Place: Hyderabad
 Date: February 14, 2017